

# Dermatopathology

Institut für Tierpathologie, Vetsuisse-Fakultät Universität Bern  
Länggassstrasse 122, Postfach, CH-3001 Bern  
Phone: +41 31 684 24 40  
biopsien@vetsuisse.unibe.ch > for clinical pictures

u<sup>b</sup>

UNIVERSITÄT  
BERN

Patho-No. \_\_\_\_\_  
Date of receipt: \_\_\_\_\_

## Request for Histopathologic Examination of Skin Biopsies / Skin Tumors

**Veterinarian:**  
Name Surname \_\_\_\_\_  
Street \_\_\_\_\_  
ZIP / City \_\_\_\_\_  
Phone \_\_\_\_\_  
e-Mail \_\_\_\_\_

**Owner:**  
Name Surname \_\_\_\_\_  
Street \_\_\_\_\_  
ZIP / City \_\_\_\_\_  
Phone \_\_\_\_\_  
e-Mail \_\_\_\_\_

**SIGNALEMENT:** Breed: \_\_\_\_\_ Name: \_\_\_\_\_  
Sex:  m  w  castrated Age: \_\_\_\_\_ d / w / y

**SKIN TUMORS** Localization of the tumors, please indicate below  First exzision  Recurrence  
 Complete exzision  Biopsy

since when do the tumors exist? \_\_\_\_\_

Borders: \_\_\_\_\_ Size: \_\_\_\_\_

Regional lymph node enlarged?  yes  no

### SKIN BIOPSIES:


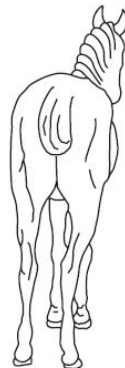

Kind of change:

- Alopecia
- Depigmentation
- Erosions
- Erythema
- Excoriation
- Hyperkeratosis
- Hyperpigmentation
- Hypotrichia
- Follicular casts
- Nodules
- Epidermal collarettes
- Crusts
- Lichenification
- Macules
- Papules
- Plaque
- Pustules
- Scales
- Ulceration
- Vesicles

**Distribution of the lesion**, please indicate below with o  
**Location of the biopsies**, please indicate below with x

since when do the lesions exist? \_\_\_\_\_

Pruritus:  no  moderate  severe



Laboratory data, travel history, therapy and clinical history on back/next page

**LABORATORY DATA:**

Bacteriology: \_\_\_\_\_

Mycology: \_\_\_\_\_

Parasitology: \_\_\_\_\_

Cytology: \_\_\_\_\_

Blood work: \_\_\_\_\_

**TRAVEL HISTORY**

yes  no

when yes, where? \_\_\_\_\_

when and duration? \_\_\_\_\_

**TREATMENT:**

yes  no

when yes, since when? \_\_\_\_\_

how long? \_\_\_\_\_

Drugs: \_\_\_\_\_  local  systemic

Response to therapy:  yes  temporarily  no

Do you agree that we will perform additional tests (immunohistochemistry, PCR) for an extra fee if necessary?  yes  no

**CLINICAL HISTORY AND ADDITIONAL INFORMATION:**